



RAHNAMA
P R E S S

@RAHNAMAPRESS

WWW.RAHNAMAPRESS.COM

NEW

Total

STARTER

Students' Book with ActiveBook
plus Vocabulary Trainer



eBOOK



VOCAB TRAINER



Jonathan Bygrave

English

ALWAYS LEARNING

PEARSON

UNIT	Camdo	Grammar
Do you know? p 11		
1 Friends p 9-18	<p>1.1 Nice to meet you! Greet someone</p> <p>1.2 Faces and names Ask where someone is from</p> <p>1.3 Favourite films Say your favourite things</p> <p>Communication p 16 Writing bank p 120</p>	<p><i>to be: I and you</i></p> <p><i>to be: he, she and it</i></p> <p>Possessive adjectives: <i>my, your, his and her</i></p>
2 Media p 19-28	<p>2.1 Family parties Introduce a friend</p> <p>2.2 What's in your bag? List the contents of your bag</p> <p>2.3 How old is she? Talk about friends</p> <p>Communication p 26 Writing bank p 121</p>	<p><i>to be: you (plural), we and they</i> Possessive adjectives: <i>our, your and their</i></p> <p><i>a/an</i> Noun plurals</p> <p><i>to be: review</i></p>
3 Lifestyle p 29-30	<p>3.1 Café culture Order snacks in a café</p> <p>3.2 Sorry, we're closed. Understand shop signs</p> <p>3.3 How much is that? Ask for and give prices</p> <p>Communication p 36 Writing bank p 122</p>	<p>Possessive 's: singular and plural</p> <p>Position of adjectives</p> <p><i>this, that, these, those</i></p>
4 Wealth p 39-48	<p>4.1 The Old City Give and understand opinions</p> <p>4.2 Tourist information Ask and say where a place is</p> <p>4.3 At the station Buy a train ticket</p> <p>Communication p 46 Writing bank p 123</p>	<p><i>There is/are some a lot of</i></p> <p><i>There isn't/aren't Is/Are there ...? any</i></p> <p>Telling the time</p>
5 Free time p 49-50	<p>5.1 The 60-second interview Say what you like and don't like</p> <p>5.2 Best friends Describe a daily routine</p> <p>5.3 Making friends Ask and answer simple questions about your life</p> <p>Communication p 56 Writing bank p 124</p>	<p>Present Simple: <i>I and you</i></p> <p>Present Simple: <i>he, she and it</i></p> <p>Present Simple: <i>you (plural), we and they</i> <i>Wh- questions</i></p>
	<p>Start and continue a conversation How to... start and continue a conversation</p> <p>Write simple sentences to describe yourself and your family</p> <p>How to... use common letter phrases</p>	



RAHNAMA

P R E S S

@RAHNAMAPRESS

WWW.RAHNAMAPRESS.COM

Contents

Vocabulary	Speaking and Pronunciation	Listening and Reading
Numbers 0–10	/aɪ/	1 Greetings
Countries	Contractions How to... ask where someone is from	2 A fashion quiz
Nationalities	Syllable stress A survey	3 What's your favourite film?
		Reference p 17, Review and practice p 18
The alphabet	Ask and answer How to... introduce someone	4 Family parties
Personal objects	/æ/ and /e/	5 Two bags
Numbers 11–101	Saying numbers ask and talk about age	6 FriendsConnect
		Reference p 27, Review and practice p 28
Snacks and drinks	/ɒ/ How to... order food and drink	7 Cafés around the world
Adjectives	/əʊ/	8 Signs
Prices Colours	How to... ask for prices and pay for things	9 In a shop
		Reference p 37, Review and practice p 38
Adjectives of opinion	How to... give an opinion A holiday city	10 A guide to Istanbul
Prepositions of place	/θ/ and /ð/ How to... ask where a place is	11 The Info-Bike
	How to... buy a train ticket /ə/	Buying a train ticket Train stations around the world
		Reference p 47, Review and practice p 48
<i>live, work, have and like</i>	/u:/ and /əʊ/ How to... show interest	12 The 60-second interview
Verbs of routine	/s/, /z/ and /ɪz/	13 Rebecca's blog
Days of the week Verb collocations	<i>do</i> in <i>Wh-</i> questions	14 A problem
		Reference p 57, Review and practice p 58

UNIT	Can do	Grammar
6 At home <p>p 59-64</p>	6.1 Small houses	Understand basic information about a house and furniture <i>have got</i>
	6.2 Housework	Ask and say how often you do things Adverbs of frequency
	6.3 Technology at home	Make and respond to offers <i>like + -ing</i> <i>want + infinitive</i>
	Communication p 66 Writing bank p 125	Ask and answer simple questions about a friend Complete simple sentences about someone's typical day How to... use <i>then</i> and <i>after that</i>
7 Leisure <p>p 69-74</p>	7.1 A bad day	Make suggestions Object pronouns
	7.2 Amazing abilities	Talk about abilities <i>can/can't</i>
	7.3 It's sold out!	Say dates <i>in, at, on</i>
	Communication p 76 Writing bank p 126	Order food in a restaurant Use common phrases to complete a simple email invitation How to... use common email phrases
8 The past <p>p 79-86</p>	8.1 20th century icons	Make simple statements about people in the past Past Simple of <i>to be</i> : positive
	8.2 Memories	Give a brief description of a past experience Past Simple of <i>to be</i> : negatives and questions
	8.3 How was your weekend?	Ask simple questions about a past experience Questions with <i>how</i>
	Communication p 86 Writing bank p 127	Ask and answer simple questions about your childhood Complete short, simple sentences about a famous person How to... join clauses with <i>when</i>
9 Money <p>p 89-98</p>	9.1 Teenage jobs	Make simple statements about the past Past Simple: regular verbs, positive
	9.2 Rags to riches	Exchange basic information about a story Past Simple: negatives and questions
	9.3 A woman in a man's world	Make simple statements about money habits Past Simple: irregular verbs
	Communication p 96 Writing bank p 128	Explain simple events Write simple sentences about personal experiences How to... use commas and apostrophes
10 Changes <p>p 99-108</p>	10.1 Home and away	Talk about your future plans <i>going to</i> : positive
	10.2 Cheer up!	Ask and answer about personal plans <i>going to</i> : negatives and questions
	10.3 Giving gifts	Give and receive a present <i>why</i> and <i>because</i>
	Communication p 106 Writing bank p 129	Make holiday plans Write a text to a friend using common text expressions How to... use SMS (texting) language
Communication activities p 109-119		Writing bank p 120-129
		Pronunciation bank p 100-101



RAHNAMA
P R E S S

@RAHNAMAPRESS

WWW.RAHNAMAPRESS.COM

Contents

Vocabulary	Speaking and Pronunciation	Listening and Reading
Furniture	A survey	A small apartment
Doing housework	/ʌ/ and /ɪ/ How to... make simple requests	Housework
Technology	How to... offer food and drink to a guest <i>would you</i>	A dinner party
Reference p 67, Review and practice p 68		
Verbs of like and dislike	How to... make suggestions <i>/aɪ/ and /eɪ/</i>	A bad day
Abilities	<i>can/can't</i>	Amazing abilities
Months Ordinal numbers and dates	How to... write and say dates	Booking tickets
Reference p 77, Review and practice p 78		
Jobs	<i>/ɜː/</i>	Two 20 th century icons More icons
Past time expressions	How to... take part in a game	Playing a game
More adjectives	<i>/aʊ/</i> How to... ask about a past experience	How was your weekend?
Reference p 87, Review and practice p 88		
Teenagers and money	Past Simple <i>-ed</i> endings	Worst teenage jobs
Money adjectives	<i>/ɔː/ and /ɪː/</i>	Curt Degerman
High numbers	A questionnaire How to... talk about questionnaire results	Imogen Moxley Imogen and money
Reference p 97, Review and practice p 98		
	Plans for the future	A trip to New Zealand
Emotions	How to... say goodbye <i>/gəʊɪŋ tə/</i>	Problems
Presents	Sentence stress How to... give and receive gifts	Gifts around the world
Reference p 107, Review and practice p 108		
Irregular verb table p 133		
Audioscripts p 136–144		

Do you know...?

Room language

1 Listen and repeat the words.



1 read



2 write



3 speak



4 listen



5 match



6 repeat



7 look



8 choose



9 complete

2 Listen and repeat the useful phrases.

- | | |
|----------------------------------|-----------------------------------|
| 1 Can you repeat that, please? | 4 What does <i>complete</i> mean? |
| 2 What's <i>Hola</i> in English? | 5 Can you help me, please? |
| 3 Sorry, I don't understand. | 6 What's the answer to number 4? |



Global


1



Lead-in

- 1 a** Look at the words in the box. Tick (✓) the words you know.

bank ☐ bus ☐ café ☐ chocolate ☐
cinema ☐ coffee ☐ computer ☐ doctor ☐
film ☐ football ☐ hotel ☐ Internet ☐
passport ☐ pizza ☐ police ☐ restaurant ☐
salad ☐ student ☐ taxi ☐ telephone ☐
television ☐ university ☐

- b**  1.03 Listen and repeat the words.

- 2** Work in pairs and look at the photos. What can you see?

A: *a bus*

- 3** What other English words do you know? Add words to the table.

Places	Food	Sport	Other
<i>theatre</i>	<i>spaghetti</i>	<i>tennis</i>	<i>piano</i>

Nice to meet you!

/ and you

someone

2



A: Hello, Mr Smith. I'm Doctor Mazur.
B: Hello. Nice to meet you.
A: Nice to meet you, too.

1



A: Hi. I'm Kate. What's your name?
B: My name's Clive.
A: Nice to meet you.
B: Nice to meet you, too.

3



A: Hello.
B: Hello. My name's Iris Salas.
A: Welcome to Hotel Panorama, Ms Salas.
B: Thank you.
A: You're in room 3-1-5.

Speaking

- 1** a 1.04 Read and listen to the dialogues.
b Listen again and repeat the dialogues.

- 2** In pairs, practise the dialogues.
A: *Hi. I'm Kate. What's your name?*
B: *My name's Clive.*

- 3** Say your name in English.
I'm Maria. My name's Stefan.

Pronunciation | /aɪ/

- 4** a 1.05 Listen and repeat the words.
/aɪ/ Hi | Clive | Iris | nice | my
b 1.06 Listen and repeat the sentences.
1 Hi, I'm Clive.
2 Hi Clive. My name's Iris.
3 Nice to meet you.
4 Nice to meet you, too.

Grammar | to be: I and you

5 Read the sentences. Write the words in **bold** in the Active grammar box.

- 1 You're in room 3-1-5. 2 I'm Clive.

Active grammar


_____ = *I am* _____ = *you are*

see Reference page 17

6 a Choose the correct words in *italics*.

- 1 A: Hello. *I'm/You're* Doctor Rolf.
B: Hello, Doctor Rolf. *I'm/You're* Jane.
2 A: Welcome to Hotel Central.
B: Thank you. *I'm/You're* Mr Smith.
A: *I'm/You're* in room 2-9-6, Mr Smith.

b Complete the dialogues with *I'm* or *you're*.




- 1 A: Hello. _____ Dino. What's your name?
B: _____ Rosa.



- 2 A: Welcome to Hotel Europa. What's your name?
B: _____ Edward Presley.
A: _____ in room 6-2-8, Mr Presley.
B: Thank you.

Vocabulary | numbers 0-10

7 a  1.07 Listen and repeat the numbers 0-10.

0 zero/oh

1 one

2 two

3 three

4 four

5 five

6 six

7 seven

8 eight

9 nine

10 ten

b Work in pairs.

Student A: say two numbers.

Student B: say the next number.

A: *seven, eight ...*

B: *nine*

Speaking

8  1.08 Listen and respond.

- 1 Nice to meet you.
Nice to meet you, too.
2 Hello. I'm Paul Smith.
3 Welcome to Hotel Panorama.
4 Hi. What's your name?

9 Say hello to other students in the class.

A: *Hello.*

B: *Hi.*

A: *I'm Maria. What's your name?*

B: *My name's Stefan.*

A: *Nice to meet you.*

B: *Nice to meet you, too.*

aces and names

he, she and it

where someone is from

Fashion quiz

the faces behind the names



- 1** Who's he?
a Calvin Klein b Giorgio Armani
Where is he from?
a Spain b Italy



- 2** Who's she?
a Donna Karan b Donatella Versace
Where is she from?
a The USA b The UK



- 3** Who's he?
a Jimmy Choo b Issey Miyake
Where is he from?
a China b Malaysia

Score = ____ / 6

Listening

- 1** Work in pairs. Do the fashion quiz.
2 a 1.09 Listen to Mike and Nora and check your answers. What is your score?
b Listen again. What is Nora's score?

Vocabulary | countries

- 3** a 1.10 Listen and repeat the countries.

	Argentina		Japan
	Brazil		Mexico
	China		Poland
	France		Russia
	Germany		Spain
	India		the UK
	Italy		the USA

- b** Work in pairs.
Student A: cover the country word and point to a flag.
Student B: say the country.

- 4** a 1.11 Listen and complete the How to... box.

How to... ask where someone is from

A: *Where are you from, Becky?*
B: *I'm from (1) _____.*
A: *Where in (2) _____.*
B: *(3) _____.*

- b** Listen again and repeat the dialogue.

- 5** Ask and answer with other students.
A: *Where are you from, Karol?*
B: *I'm from Hungary.*
A: *Where in Hungary?*
B: *Budapest.*

grammar | to be: he, she and it

- 6 a** Read part of the dialogue from exercise 2 and underline 's, is and isn't.

Mike: Question two. Who's she?

Nora: Is she Donatella Versace?

Mike: No, she isn't. She's Donna Karan. And where is Donna Karan from?

Nora: Well, she isn't from the UK so ... she's from the USA.

Mike: Correct!

- b** Complete the Active grammar box with *is* or *isn't*.

Active grammar

- + He's/She's/It's from Italy.
- He/She/It _____ from the USA.
? _____ he/she/it from China?

Yes, he/she/it _____.

No, he/she/it _____.

Who's he/she?

Where is (Where's) he/she/it from?

see Reference page 17

- 7** Choose the correct answers.

- 1 A: Is she from Spain?
B: Yes, _____.
a she b she's c she is
- 2 A: Who's he?
B: _____ Calvin Klein.
a He b He's c Is he
- 3 A: Is he Giorgio Armani?
B: No, _____.
a he b he is no c he isn't
- 4 _____ she from?
a Where b Where's c Is where
- 5 A: _____ a quiz?
a Is b Is it c It is
B: Yes, _____.
a is b it's c it is
- 6 _____ your name?
a What b Is what c What's

- 8** Work in pairs. Ask about other students in your class.

A: *Who's she?*

B: *She's Ivana.*

A: *Where's she from?*

Pronunciation | contractions

- 9 a** 1.12 Listen and repeat the contractions.

I'm you're he's she's it's isn't who's where's

- b** 1.13 Listen and repeat the sentences.

- 1 I'm from Spain and she's from China.
- 2 It isn't a film quiz. It's a fashion quiz.
- 3 Who's he? He isn't a student.
- 4 She's from Germany and she's in room three.
- 5 Where's she from? Is she from Poland?

Speaking

- 10 a** Work in pairs. Ask and answer *Who's he/she?* and *Where's he/she from?*

- b** Check your answers.

Student A: look at page 109.

Student B: look at page 112.





RAHNAMA
P R E S S

@RAHNAMAPRESS

WWW.RAHNAMAPRESS.COM

N **Total English** **STARTER**

A course for young adults and adults, *New Total English* has been completely revised and updated to make it even more engaging and easy to use. With its clearly defined learning objectives and authentic content, *New Total English* includes new reading and listening texts, new video clips and a completely revised grammatical, lexical and pronunciation syllabus.

Real solutions to real needs

Providing solutions to the challenges teachers and students face every day, *New Total English* includes useful Writing and Pronunciation banks as well as new digital components to enhance the learning experience.

ActiveBook

- Students' Book in digital format
- Integrated audio and video
- Interactive activities



Vocabulary Trainer

- Practise and learn unit vocabulary at www.newtotalenglish.vocabtrainer.net

Components:

- Students' Book with ActiveBook and DVD
- Students' Book Audio CDs
- Workbook with Audio CD (with and without key)
- Teacher's Book with Resource Disc
- ActiveTeach
- Vocabulary Trainer www.newtotalenglish.vocabtrainer.net

CEFR	
A1	Starter
A2	Elementary
B1	Pre-intermediate
B1+	Intermediate
B2	Upper Intermediate
C1	Advanced

ISBN 978-1-4082-6721-9



9 781408 267219 >

www.pearsonlongman.com/newtotalenglish